

Child's View News

Child's View Montessori School, Inc.

Inside this issue:

Noteworthy News!	2
Crane Room News	3
Stories From Home	4
Dove Room News	4
TV Turnoff Week!	5
Green Tip of the Month	5
Calendar	6

Dear Parents,

Happy April! We have officially welcomed spring—finally! We were beginning to wonder if we'd ever see that giant yellow orb again!

Alas, it has made a few welcomed appearances and we couldn't be happier! The resulting shock of color from our daffodils is amazing. This month we get to participate in our plant sale fundraiser and will be doing a lot of work in our garden. Don't forget to come to our Garden Party... it's always fun to get together with a common goal - to make our garden beautiful! We will be concluding our Season for Nonviolence the first week of April, but not forgetting, in the words of Dr. Montessori, "*When we speak of peace, we do not mean a partial truce between separate nations, but a permanent way of life for all mankind.*"



Important April Dates

This month we'd like to wish a HAPPY BIRTHDAY to...

- Griffin—7th
- Chloe—7th
- Stephanie—14th
- Leo—16th
- Avery—26th

Spring plant fundraiser: April 1st—17th; A chance to get some new plants for your garden—or something pretty for Mother's Day! See pg 2 for more information

In-service Day: April 10th; There will be no school for students.

Garden Party: April 25th; Grab your gloves and dig in! See pg 2 for more information

Week of the Young Child: April 19th—25th; see pg 2 for more information

TV Turn-off Week: April 20th—26th; Turn off the tube & turn on life! See pg 2 for more information

Earth Day: April 22nd; Do something nice for Mother Earth today!


Garden Party

WE NEED YOU! Our annual **Garden Party** is coming up soon! Saturday, April 25th, 10am - 2pm we will be celebrating Earth Day and sprucing up our outdoor play area. This is a family event that will include spreading bark chips, trimming trees, pulling weeds, preparing the garden beds for planting (including tilling and spreading our compost), putting new sand in the sand box, and maybe even building a shed! Needless to say—though I'm going to go ahead and say it anyway—we need all the help we can get! So plan on packing up the family and any gardening tools you can, and join us for this fun and productive event. We'll even take a break around noon for some pizza! The sign-up sheet will be posted on the Parent Bulletin Board.



Spring Plant Fundraiser

We will be having our annual **plant sale fundraiser** April 1st through the 15th. Check your parent file for order forms. The baskets and planters are always beautiful and they make great gifts! All proceeds will go to purchase new classroom materials. Plants need to be picked up Thursday, May 7th between 12:30-1pm (just in time for Mother's Day).



Ask Not What Your School Can Do For You...

Well, maybe you can ask! Share your child's school experience with a friend and you could be spending a relaxing weekend at the beach! Watch for details of our new referral program coming April 15th.



Week of the Young Child

The Week of the Young Child is an annual celebration sponsored by the National Association for the Education of Young Children (NAEYC), the world's largest early childhood education association, with nearly 100,000 members and a network of over 300 local, state, and regional Affiliates.

The purpose of the Week of the Young Child is to focus public attention on the needs of young children and their families and to recognize the early childhood programs and services that meet those needs.

NAEYC first established the Week of the Young Child in 1971, recognizing that the early childhood years (birth through age 8) lay the foundation for children's success in school and later life. The Week of the Young Child is a time to plan how we--as citizens of a community, of a state, and of a nation--will better meet the needs of all young children and their families.



"The child is both a hope and a promise for mankind."

Maria Montessori

Need a night out? Tired of all the hassle of trying to find a sitter you know and trust? Well, look no further! Our very own Stephanie is here—to the rescue!

If you would like to take advantage of this amazing sitter, whom you already know and trust, drop a note in the communication box (on the shelf below the parent files) and we'll make sure to pass on the request.

Crane Room News

In the last few weeks, we have been able to enjoy hints of Spring during what feels like a very settled period in the classroom. This time of year is a delight for all members of the classroom!



We recognized Square Root Day on the 3rd. The 3 squared chain from the Math Area, a square of 3, a calendar, and writing materials were brought to a rug. After determining the date, and writing it out in longhand, I explained and demonstrated how it could be written with just numbers. We proceeded to count the 9 beads of the chain, and fold the 3 sections to make a 3x3 square. The children were especially impressed with how rare this unofficial holiday is – the previous Square Root Day occurred before some of them were born, while the next one will happen when some of the children are in Middle School!

On one sunny day, Stephanie took children outside to go on a leaf hunt. When the children returned with their basket of leaves, we compared the shapes of the found leaves to those in the Botany Cabinet. While most of the leaves from outside were elliptical or ovate, one linear leaf was found. Any interesting leaves that are found in or around your home would be much appreciated for classroom study.



Several new and refreshed activities were brought out during the March In-service day. The children have been especially drawn to the new watercolor work as well as face washing. The care that the children use when working with these new (and breakable) activities is impressive. While there continue to be materials that the children never seem to tire of, these new work-choices (including other newly-assembled activities that appeared in early March and the great number of new materials from our wish list), have brought a new level of work to the classroom.

I'd like to thank all of the parents who have made an effort to quiet their voices during drop off. This demonstration of peace and tranquility from you helps the children maintain that state as they come into the classroom. Additionally, as children arrive over an extended period of time, the increased calm on the part of parents helps preserve the "working-hum" for those children who have already made their first work choice.

We are still in need of used nail polish bottles and interesting 2-holed buttons. Also, smooth, flat-ish stones that would work well as paperweights would be much appreciated. Thank you!

"It is the child who makes the man, and no man exists who was not made by the child he once was"
~Maria Montessori

... Stories from Home ...

We all know the unpredictability of children and the things that come out of their mouths; sometimes it is endearing, sometimes embarrassing, sometimes downright poetry. We would like to share some of these stories here in our newsletter, so if you have something to contribute, please do! You can submit your stories via email at info@childsvieview.net or in writing to the office. And now, for your reading pleasure...

We got a puppy last summer, and he's a bit older now, but still doing a bit of chewing and destroying. Last night we got home and he had ripped up half the carpet in the back room. It was rather upsetting, and we were at the point of discussing the idea of getting rid of him, saying we couldn't afford to have the dog rip up our house. The kids were really upset about the idea of giving the dog away, and our oldest was trying to talk us out of it. Our youngest, who just started Child's View this year, said, "I know! Amy can fix it. And Rochelle! Amy and Rochelle fix everything." He felt so confident that Amy and Rochelle could fix both the back room and Thor (our dog) and basically take care of the whole thing...

He said he would ask their help today. I'm not sure if he did, but those two have certainly instilled confidence in our wee one. :o)

Now, if they could just take care of this financial crisis while they are at fixing the dog problems of the world...

Dove Room News

Spring is officially here! During the month of March we prepared for our No Ruz (Persian New Year) celebrations by participating in the tradition of Khoune Takani—Spring Cleaning! We also prepared a traditional "haft seen" table (see sidebar).

I had a wonderful time sharing Persian New Year with the children; if you have any cultural events that you would like to share with us, please let us know!

Coinciding with the theme of "new," several new materials arrived this month for the Dove Room. Each box was opened carefully with the children and we compared the new materials to the older, more worn materials they were replacing. The children were so excited to receive our new continent map the entire classroom broke out into applause! In addition to some replacement items, we also received some completely new items, which is always exciting as children eagerly await lessons with the new work.

Literally translated, a *haft seen* is "seven S's." The seven items beginning with the sound "s" are gathered and displayed in Persian homes to bring in the New Year. Some of these traditional items we included are:

- *seeb* (apple) for health
- *ser* (garlic) for health and prosperity
- *sekeh* (coins) for prosperity
- *sōnbōl* (hyacinth) to remind us of the sweetness in life with its sweet smell; represents spring
- *sabzi* (green - usually wheat grass)
- *senjed* (dried fruit) offered to guests visiting for No Ruz
- *serkeh* (vinegar) to remind us of the bitter things in life

Other symbolic items are sometimes included (ones that don't begin with "s") such as a fish in a bowl or colored eggs (for fertility), your chosen holy book, an orange floating in water (to symbolize the earth floating in space), and a mirror (to double the good luck).



TV TURNOFF WEEK

April 20th—26th, 200 is National TV Turn-off Week!

Join thousands of parents, teachers, pediatricians and other families by celebrating TV Turn-off Week. On average, children in the US will spend more time in front of the TV (1,023 hours) than in school this year (900 hours).

Turning off the television gives us a chance to think, read, create and DO! It also gives us the time to connect with our families and engage in our communities. Turn off the TV and turn on life!!!

But HOW?! It may sound daunting, stressful or nearly impossible. But it doesn't have to be a week of "I'm bored," "Can't we PLEASE watch TV?" and other general whining and misery. Be proactive!

Spend the previous weekend brainstorming, *with your family*, things you can do instead of watching TV. Let each family member choose the activities and/or meals for a day. Take a hike and find all the new spring growth. Take a class and learn a new skill. Find a new game to play or rediscover an old favorite. What did YOU like to do as a kid? This is a great time to pass on (or create) family traditions!

Need more ideas? The Screentime Awareness website (www.screentime.org) is overflowing with great ideas! It has games, contests, ideas, local events—even a blog for families to share their own TV Turn-Off experiences. Unplug Your Kids (www.unplugyourkids.com) is another wonderful resource, providing suggestions, advice and weekly project themes. If you have any other questions—or ideas we can pass on to other families—let us know! You can pop into the office, shoot us an email, or give us a ring (503.293.9422).

"Green" Tip of the Month

By Green Living Tips |
Published 08/10/2007



Lemons! - a fruit with a wonderful fragrance, great in food and beverages, but also very handy for multiple purposes around the home!

Lemons have been cultivated by humans for over a thousand years. The fruit is mentioned in tenth century Arabic literature, but was probably first grown in Assam, India.

Lemons are high in vitamin C, have an anti-bacterial effect and are thought to possess antioxidant and anti-carcinogenic properties. The

juice consists of about 5% acid, which also makes them useful for a variety of household purposes:

Microwave

Heat a bowl of water and lemon slices in your microwave for 30 seconds to a minute; then wipe out the oven. Stains will be easier to remove and old food odors neutralized.

Fridge

Half a lemon stored in your fridge will help control and eliminate unpleasant smells.

Chrome/copper/brass

Rub a lemon juice and baking soda paste onto chrome or

copper, rinse and then wipe/ buff with a soft cloth or paper towel.

Toilet






Mix 1/2 cup borax and a cup of lemon juice for a powerful toilet cleaner that will leave it smelling extra clean!

For more lemon tips, other alternatives to harsh chemicals as well as many other ways to be environmentally responsible, visit

www.greenlivingtips.com



April 2009

Sunday	Monday	Tuesday	Wednesday	Thursday	Friday	Saturday
			1 Spring Plant Fundraiser Begins	2 <i>child-prepared lunch!</i>	3	4
5	6	7  <i>Happy Birthday, Chloe & Griffin!</i>	8	9	10 In-service Day; CLOSED	11
12	13	14  <i>Happy Birthday, Stephanie!</i>	15 Summer Tuition Credit forms and Plant Sale Fundraiser orders Due	16  <i>Happy Birthday, Leo!</i>	17 <i>child-prepared lunch!</i>	18
19	20	21	22  Earth Day	23	24	25 Garden Party!!! 10am—2pm
<i>Week of the Young Child & TV Turnoff Week</i>						
26  <i>Happy Birthday, Avery!</i>	27	28	29	30		

Upcoming Events

MAY 2009

- 7th: Plant Sale Pick-up (1:00pm)
- 20th: Parent Link (8:30am)
- 21st–22nd: Parent Conferences
- 25th: Memorial Day (school CLOSED)

April Rain Song

Let the rain kiss you

Let the rain beat upon your head with silver liquid drops

Let the rain sing you a lullaby

The rain makes still pools on the sidewalk

The rain makes running pools in the gutter

The rain plays a little sleep song on our roof at night

And I love the rain.

Langston Hughes

Child's View Montessori School, Inc. • 4729 SW Taylor's Ferry Rd Portland, OR 97219

(503) 293-9422 • www.childsvview.net • info@childsvview.net